


Square Body Fuse Microswitches and Studs

CIRCUIT PROTECTION ACCESSORIES



FEATURES/ BENEFITS:

- Microswitch systems adapted to the following fuses:
 - PSC sizes 30, 31, 32, 33 / 70, 71, 72, 73
 - Blade-type PSC (PA) sizes 0-1, 2-3 / 70, 71, 72, 73
 - PSC sizes 000 / 00

APPLICATIONS DATA

Description	AC Volt ***	Positive Operating Volt/ Current	Rated Current	Nature of Current	Interrupting Rating						AC Voltage Withstand Test	Impulse Voltage Test UIMP 1.2/50	FIRE Class UL 94	
					Non-Inductive Circuit			Inductive Circuit						
					30V	110V	250V	30V	110V	250V				
MS 3V 1-5	1000 V	20 V	10 A	50/60 Hz	10A	10A	10A	10A	10A	10A	8.5 kV*	14 kV**	H.B.	
MS 7V 1-5	1500 V	50 mA		DC	8A	0.4A	.2A	4A	.2A	.1A	12 kV*	20 kV**		
MS 3V 1-5 BS	1000 V	10 V 10 mA	3 A	50/60 Hz	3A	3A	3A	2A	1A	1A	8.5 kV*	14 kV**		
MS 7V 1-9 BS					3A	0.5A	0.25A	3A	0.2A	0.1A	12 kV*	20 kV**		
MS 7V 1-5 BS				1500 V	50/60 Hz	3A	3A	3A	2A	1A	1A	8.5 kV*		14 kV**
MS 7V 1-9 BS	1500V	DC	3A	0.5A	-	2A	0.2A	-	12 kV*	20 kV**				
MS 3V 1-5 ET	1000V	50/60 Hz	3A	3A	3A	2A	1A	1A	8.5 kV*	14 kV**				
MS 7V 1-5 ET	1500V	DC	3A	0.5A	-	2A	0.2A	-	12 kV*	20 kV**				
MS PA 2-5	1500 V	20 V 50 mA	10 A	50/60 Hz	10A	10A	10A	10A	10A	10A	9 kV*	13 kV**		V0
MS PA 2-5 B2	1500 V	20 V 100 mA		50 Hz	4A	4A	5A	-	5A	5A	12 kV*	16 kV**		
MS 4L 2-5 B2	1000 V	20 V 50 mA	10 A	DC	-	-	-	-	2A	0,4A	8 kV*	13 kV**		
MS 4L 2-5 B6				50/60 Hz	10A	10A	10A	10A	10A	10A	10A	8 kV*	10 kV**	
MC 6,3 GR 2-5N	1000 V	20 V 100 mA	5 A	50/60 Hz	-	5A	3A	-	3A	2A	3.5 kV*	-	H.B.	
MC 36 GR 2-5				DC	4A	0.4A	-	3A	0.4A	-	7.5 kV*	-		
				50/60 Hz	-	5A	5A	-	5A	5A	-	-		

* Between power circuit and microswitch terminals as per IEC 60 and 694 and NFC 64010 (50/60 Hz 1 min. duration in dry air)

** Between power circuit and microswitch terminals Uimp: impulse voltage as per IEC 947-1

*** Between power circuit and microswitch terminals

EACH MICROSWITCH WEIGHS LESS THAN 100 g, THEREFORE NO FUME AND SMOKE GRADE IS REQUIRED BY NF F 16-102 STANDARD

MS 3V FUSE SIZES: 30 - 33

Fuse Size	Description	Ref. No.	Indication Style	Weight (g)
30, 31 32, 33	MS 3V 1-5 (fig.1)	X310014	Standard NO-NC	34
	MS 3V 1-5 BS (3)	W310013	Low Level NO-NC	34
	MS 3V 1-9 BS (4)	T310011	Low Level NO-NC	44
	MS 3V 1-5 ET (fig.3)	R310009	Low Level NO-NC	34

(3) Same as fig. 1

(4) Same dimensions as fig. 1 but with 2 microswitches side by side

(9) Watertightness class

MS 7V1 FUSE SIZES: 70 - 73

Fuse Size	Description	Ref. No.	Indication Style	Weight (g)
70, 71 72, 73	MS 7V 1-5 (fig.4)	J310002	Standard NO-NC	45
	MS 7V 1-5 BS (7)	K310003	Low level NO-NC	45
	MS 7V 1-9 BS (8)	P310007	Double pole NO-NC Low level	55
	MS 7V 1-5 ET (fig.5)	S310010	Low level NO-NC	55

(7) Same as fig. 4

(8) Same dimensions as fig. 4 but with 2 microswitches side by side

(9) Watertightness class

Attention: Microswitch systems exclusively designed for Mersen PSC fuses are fitted with a patented trip-indicator, saving the use of an EDV.

STANDARD THREADED STUDS

Size	Reference No. Per Pair	Ref. and Dimension Per Pair of Studs	Weight (g)	Max Stud Mounting Torque (Nm)*	Max Nut Tightening Torque (Nm)*		
					Fig. 1	Fig. 2	Fig. 3
70 & 71	S098801	HC M8 X 30 & M 8 X 35	23	13	13.5	13.5	13.5
72	T098802	HC M 10 X 30 & M 10 X 50	40	15	26	26	26
73	V098803	HC M 12 X 35 & M 12 X 50	60		46	46	15
2X72	W098804	HC M 10 X 50	50		26	26	26
2X73	X098805	HC M 12 X 50	70		46	46	15

Packaging: 6 pairs

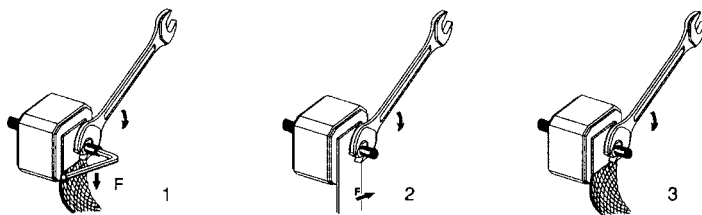


Fig. 1

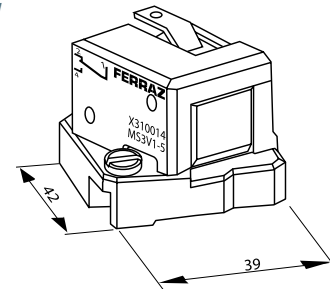


Fig. 2

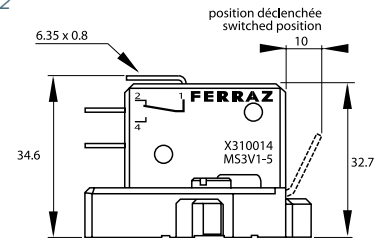


Fig. 3

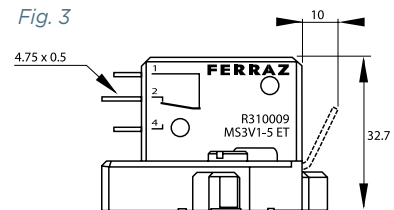


Fig. 4

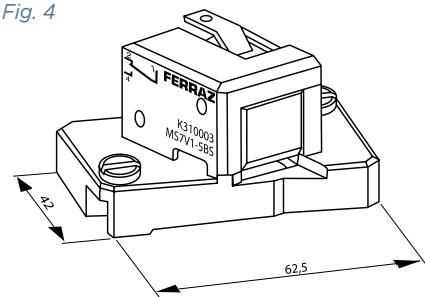
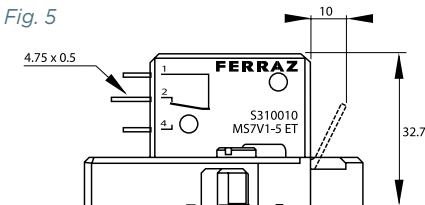
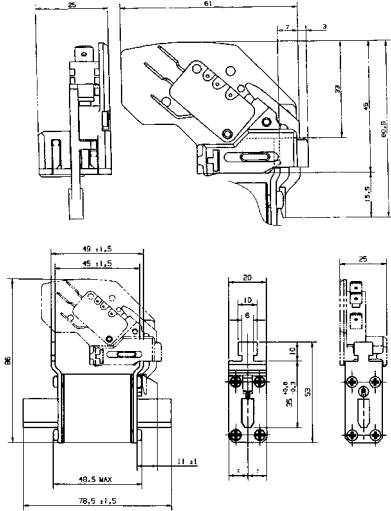


Fig. 5



MS INDICATION SYSTEM FOR 000 & 00 FUSES AS PER DIN 43653 AND DIN 43620 TERMINALS

Automatically resettable, these microswitch systems indicate fuse presence (PRES) and proper mounting. In case of improper mounting or fuse melting, terminals 1-4 closed.



Catalog Number	Reference No.	Weight [g]
MS 4L 2-5 B6 + PRES (fig. 1) (1)	F210156	30
MS 4L 2-5 B2 + PRES (fig. 2) (2)	G210157	26

(1) 6.3mm Clips

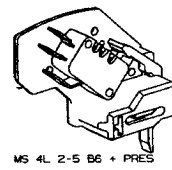


Fig. 1

(2) 2.8mm Clips

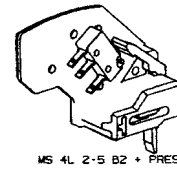
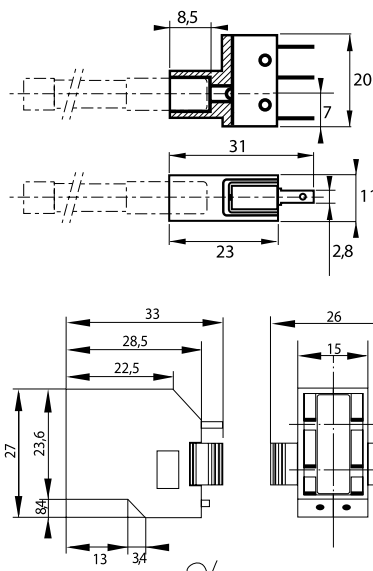


Fig. 2

MC INDICATION SYSTEM FOR BS 88-4 BLOWN FUSE TRIP-INDICATOR



Catalog Number	Reference No.	Weight [g]
MC 6,3 GR 2-5 N with external trip-indicator	Y310015	10

Catalog Number	Reference No.	Weight [g]
MC 36 GR 2-5 for British standard fuses with internal indicator 27 and 36	P092496	10